



District Report Card: 2017


State: Arunachal Pradesh	District: Upper Subansiri
Class: 3	Subject: Mathematics
Schools: 52	Students: 600


Participation/Coverage


Students

<div>GENDER</div> <div></div>	Boys		Girls	
	Number	%	Number	%
	287	47.83	313	52.17

<div>AREA</div> <div></div>	Rural		Urban	
	Number	%	Number	%
	470	78.33	130	21.67

<div>CATEGORY</div> <div></div>	SC		ST		OBC		GEN	
	Number	%	Number	%	Number	%	Number	%
	2	0.33	573	95.50	9	1.50	16	2.67

<div>CWSN</div> <div></div>	LD	VI	HI	S&LD	ID	Oth
	0	1	2	1	0	2

<div>Management</div> <div></div>	Government		Government-aided	
	Number	%	Number	%
	593	98.83	7	1.17

Average Performance of Students in Mathematics (%)

Overall	Gender		Area		Management		Social Group			
	Male	Female	Rural	Urban	Govt.	Aided	SC	ST	OBC	GEN
47.11	47.34	46.90	48.14	43.38	46.79	74.29	20.00	47.54	33.33	42.92

Performance on Learning Outcomes (LOs)

Learning Outcomes	Description	Average Performance(%)
M301	Reads and writes numbers up to 999 using place value	48.59
M302	Compares numbers up to 999 based on their place values	63.33
M303	Solves simple daily life problems using addition and subtraction of three digit numbers with and without regrouping	40.07
M304	Constructs and uses the multiplication facts (up till 10) in daily life situations	44.75
M305	Analyses and applies an appropriate number operation in the situation/ context	37.33
M306	Explains the meaning of division facts by equal grouping/sharing and finds it by repeated subtraction	29.50
M309	Identifies and makes 2D-shapes by paper folding, paper cutting on the dot grid, using straight lines etc.	72.05
M311	Fills a given region leaving no gaps using a tile of a given shape	32.50
M312	Estimates and measures length and distance using standard units like centimeters or meters & identifies relationships	25.71
M317	Reads the time correctly to the hour using a clock/watch	63.17
M318	Extends patterns in simple shapes and numbers	38.62
M319	Records data using tally marks, represents pictorially and draws conclusions	60.83

Range of Performance of Students who Answered Correctly							
Below 30%		30% - 50%		50% - 75%		Above 75%	
Number	%	Number	%	Number	%	Number	%
138	23.00	196	32.67	195	32.50	71	11.83

Lowest Performing Learning Outcomes (LOs)

- 1 - Estimates and measures length and distance using standard units like centimeters or meters & identifies relationships (25.71)
- 2 - Explains the meaning of division facts by equal grouping/sharing and finds it by repeated subtraction (29.50)
- 3 - Fills a given region leaving no gaps using a tile of a given shape (32.50)
- 4 - Analyses and applies an appropriate number operation in the situation/ context (37.33)
- 5 - Extends patterns in simple shapes and numbers (38.62)